



CEMSA

Saldatura a Resistenza & Elettro-Riscaldamento
Resistance Welding & Electrical-Upsetting

Macchine saldatrici a resistenza per
Seam welding machines for

VENTILAZIONE RISCALDAMENTO VENTILATION - HEATING



WWW.CEMSA.IT

CEMSA INTERNATIONAL S.r.l Viale Piemonte, 25 • 20093 Cologno Monzese (MI) ITALY
P.IVA 08457880964 • Tel. +39 02 2544671 • Fax. +39 02 2533307 • info@cemsa.it

MRL F series



■ Macchine saldatrici a rulli longitudinali per lamiera zincata, alluminata o inox. Spessori di lavoro anche più di 1 mm con lunghezza tubi fino a 1850 mm e diametri da 80 mm a 1000 mm.

CEMSA realizza soluzioni complete partendo da coil o da pacco, per alte produttività. Queste soluzioni comprendono, devolgitura, raddrizzatura, taglio a misura (punzonatura se necessario), calandratura e saldatura. Tutto in un'unica cella produttiva compatta e affidabile.

■ Longitudinal seam welding machines for galvanized steel, alu/zinc and stainless steel. Standard thickness up to 1mm, with special options for 1.25mm. Ducts length up to 1850mm and diameters from 80 to 1000mm.

Cemsa Produce complete lines either from coil (or blanks) including de-coiling straightening, cut-to-length, punching (if necessary), rolling and welding.

Mass production in a compact solution.

MRL F 1000-1250 LT

Welding length	50 ÷ 1000 / 1250 mm (2" ÷ 40" / 49")
Diameter Range	80 ÷ 1000 mm (3.14" ÷ 40")
Material Thickness	0.4 ÷ 1 mm (0.016" ÷ 0.039")
Overlap	6 mm (0.24") for 1000 mm - 8 mm(0.315") for 1250 mm
Wire Diameter	2 mm (0.078")
Welding Speed	2 ÷ 13 m/min. (6.6 f/min ÷ 42.6 f/min)
Tooling	NO (provisional tooling upon request)

MRL F 1000-1250 LT / TOL & SQ

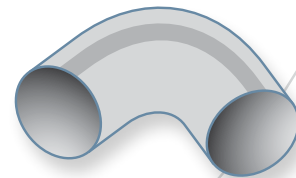
Welding length	70 ÷ 1000 / 1250 mm (2.75" ÷ 40" / 49")
Diameter Range	80 ÷ 750 mm (3.14" ÷ 29.5") - SQ 750x750mm (29.5"x29.5")
Material Thickness	0.4 ÷ 0.9 mm (0.016" ÷ 0.035")
Overlap	6 mm (0.24") for 1000mm (40") - 8 mm(0.315") for 1250mm (49")
Wire Diameter	2 mm (0.078")
Welding Speed	2 ÷ 13 m/min. (6.6 f/min ÷ 42.6 f/min)
Tooling	YES (universal motorized in-built)

MRL F 1000-1850 HD / TOL & SQ

Welding length	100 ÷ 1000 / 1250 mm (4" ÷ 40" / 49")
Diameter Range	100 ÷ 750 mm (4" ÷ 29.5") - option 900 mm (35.4")*
Material Thickness	0.4 ÷ 1.27 mm (0.016" ÷ 0.05")
Overlap	6 mm (0.24") for 1000mm (40") - 8 mm(0.315") for 1250mm (49")
Wire Diameter	2.5 mm (0.098")
Welding Speed	2 ÷ 13 m/min. (6.6 f/min ÷ 42.6 f/min)
Tooling	YES (universal motorized in-built)



RVG series



■ Macchine manuali o celle automatiche per la saldatura di curve, formate da due semi-gusci stampati in lamiera galvanizzata.

La soluzione manuale chiamata RVG SI/SE consiste in 2 macchine manuali dove l'operatore tiene i semi gusci con le mani. Nella versione semi-automatica l'operatore si limita a caricare i semi gusci in apposite attrezzature, Si arriva poi cella automatica, la soluzione corretta per affrontare grossi lotti produttivi di uno stesso formato.

■ This family refers to machines and working cells designed to manufacture elbows by welding two pressed shells of galvanized sheets.

The Manual solution RVG SI/SE consists in two machines where the operator hold the parts while welding, the semi-automatic solution foresees in two machines with jigs to hold the semi shells, the automatic solution consist in a cell integrated by CNC manipulators or robots, a correct choice when facing a massive production per model.

RVG SI/SE MAN - MANUAL SOLUTION / SOLUZIONE MANUALE


Elbows angle / angolo gomiti	30° - 45° - 90°
Diameter Range / diametri	(80 mm Optional) 100 ÷ 250 mm (3.14" ÷ 10")
Material Thickness / spessori	Galva 0.5 ÷ 0.8 mm (0.016" ÷ 0.039")
Overlap / sovrapposizione	6 mm (0.24") by the operator / a cura dell'operatore
Wire Diameter / diametro filo	2 mm (0.078")
Welding Speed / velocità	2 ÷ 8 m/min
Tooling / calibri	Calibration tool on the RVG SI when welding the inner side

RVG SI/SE AUT – SEMI AUTO SOLUTION / SOLUZIONE SEMI AUTOMATICA

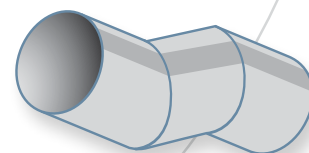
Elbows angle / angolo gomiti	30° - 45° - 90°
Diameter Range / diametri	(80 mm Optional) 100 ÷ 250 mm (3.14" ÷ 10")
Material Thickness / spessori	Galva 0.5 ÷ 0.8 mm (0.016" ÷ 0.039")
Overlap / sovrapposizione	6 mm (0.24") by the machine / in automatico
Wire Diameter / diametro filo	2 mm (0.078")
Welding Speed / velocità	2 ÷ 8 m/min.
Tooling / calibri	YES (a set of holding tools for each size and on each machine)

RVG AUT CELL

Elbows angle / angolo gomiti	30° - 45° - 90°
Diameter Range / diametri	100 ÷ 200 mm (3.14" ÷ 8")
Material Thickness / spessori	Galva 0.5 ÷ 0.8 mm (0.016" ÷ 0.039")
Overlap / sovrapposizione	6 mm (0.24") by the machine / in automatico
Wire Diameter / diametro filo	2 mm (0.078")
Welding Speed / velocità	2 ÷ 12 m/min.
Tooling / calibri	YES (a set of holding tools for each size and on each machine)



MRT series



■ Macchine saldatrici a rulli trasversali per raccordi, gomiti a settori, e Tee in lamiera zincata acciaio e acciaio inox. Ideale per canne fumarie. CEMSA propone le sue saldatrici della famiglia MRT con teste senza mercurio e (opzionale) con Inverter AC che consente una migliore qualità della saldatura e un risparmio energetico fino al 50% rispetto alle saldatrici tradizionali. Siamo in grado di studiare insieme al cliente, la gamma di accessori più idonea per coprire tutte le esigenze produttive.

■ *Transversal Seam welding machines for segmented elbows, connectors, Tee parts in stainless steel mild steel or galvanized. The best solution for chimneys. CEMSA provide the MRT welders with mercury free welding heads and (optional) with the new Inverter AC technology. This improvement guarantee a high quality in welding and a certified energy saving up to 50% if compared to traditional welders.*

MRT AP VENT

Elbow sectors / settori	2-3-4
Diameter Range / diametri	(60 mm Optional) 80 ÷ 300 mm (3.14" - 11.80")
Material Thickness / spessori	Steel, stainless steel 0.5 ÷ 1.2 mm (0.016" ÷ 0.06")
Overlap / sovrapposizione	Male female mechanical / ad incastro maschio femmina
Welding Speed / velocità	1 ÷ 5 m/min

MRT AP NS

Elbows angle / angolo gomiti	30° - 45° - 90°
Diameter Range / diametri	(80 mm Optional) 80 ÷ 750 mm (3.14" ÷ 30"), subject to verifications
Material Thickness / spessori	Steel, stainless steel 0.5 ÷ 1.5 mm (0.016" ÷ 0.06")
Overlap / sovrapposizione	Male female mechanical / ad incastro maschio femmina
Welding Speed / velocità	1 ÷ 5 m/min.

MRT F

Elbows angle / angolo gomiti	30° - 45° - 90°
Diameter Range / diametri	100 ÷ 200 mm (3.14" ÷ 8")
Material Thickness / spessori	Galva 0.5 ÷ 1 mm (0.016" ÷ 0.039")
Overlap / sovrapposizione	Male female mechanical / ad incastro maschio femmina
Wire Diameter / diametro filo	2 mm (0.078")
Welding Speed / velocità	1 ÷ 5 m/min.

